






Topic Home Learning Grid – Reception

Week Commencing: 8.2.21 and 22.2.21 (Two Week Cycle)

Chinese New Year, Shrove Tuesday & Valentine's Day – The Disgusting Sandwich



<p><u>Monday, 8th February</u> UW/CLL/EAD/L</p> <p>Click on the link to watch the film of 'The Chinese New Year Story' on YouTube</p> <p>The Great Race Chinese Zodiac - YouTube (Actual date for Chinese New Year - Feb 12th)</p> <p>Draw and label pictures of the 12 animals using your Phase 2 and 3 sound mats.</p> <p>CHINESE HOROSCOPE</p> 	<p><u>Tuesday, 9th February</u> PD- PE</p> <p>Dance</p> <p>https://www.youtube.com/watch?v=aOT29Urisp4</p> <p>Fitness</p> <p>https://www.youtube.com/watch?v=psJGqJTa4Dbw</p> <p>Yoga</p> <p>https://www.youtube.com/watch?v=z2UQ5-cVHjs</p> <p>EAD - Music</p> <p>Watch and learn the simple song about Chinese New Year on YouTube</p> <p>Chinese New Year Song for Kids Chinese Dragon Dance for Children Chinese New Year for Kids - YouTube</p>	<p><u>Wednesday, 10th February</u> UW/EAD</p> <p>Click on the link to watch how people celebrate Chinese New Year.</p> <p>CBeebies: Preparing For Chinese New Year - Let's Celebrate - YouTube</p> <p>Make a simple chinese lantern using red and/or gold paper.</p>  <p>You could also try some chinese food for one of your meals. Maybe something that you haven't tried before e.g. spring rolls, egg fried rice, dumplings, prawn crackers, fortune cookies. All of these can be found in the big supermarkets.</p>	<p><u>Thursday, 11th February</u> UW/PD</p> <p>Shrove Tuesday - (Actual date) Feb 16th</p> <p>Click on the link to watch the Powerpoint on Shrove Tuesday. Discuss the meaning and why Christians celebrate this day. Link to previous learning on Jesus. You may want to save the making of the pancakes for the actual day. If so you could practise your pancake tossing using a beanbag/oatcake or another appropriate object.</p> <p>You could also record, either in picture or written form, the ingredients that you will need to make your pancakes.</p> <p>You can also learn the pancake rhyme.</p> <p>Mix A Pancake 3D English Nursery Rhyme for Children Periwinkle Rhyme #42 - YouTube</p>
<p><u>Friday, 12th February</u> UW/EADPSED/L</p> <p>Click on the link to watch the Powerpoint on Valentine's Day. (Actual date- 14th Feb)</p> <p>Discuss who your child loves and why. Create a simple card to give to someone that your child loves. Try to include some form of artwork and writing.</p> 	<p><u>Monday, 22nd February</u> CLL/UW/EAD</p> <p>Watch/listen to the story of 'The Disgusting Sandwich' by Gareth Edwards.</p> <p>https://www.youtube.com/watch?v=rVfw29sz6ps</p> <p>Research the animals from the story.</p> <p>Think about what kinds of foods the animals usually eat.</p> <p>Some of these animals only come out at night. These are called 'nocturnal' animals. Can you sort the animals that are nocturnal or not? You can record this in picture or written form or you could video yourself talking about it.</p>	<p><u>Tuesday, 23rd February</u> Music / PE</p> <p>Watch and join in with Jamie and the animals.</p> <p>https://www.youtube.com/watch?v=ArOzn2dtDdA</p> <p>EAD-Music</p> <p>Listen and join in with the Sandwich Song on YouTube</p> <p>https://www.youtube.com/watch?v=mK4-08hi30UA</p> <p>To join in with Mr Hall and his Music lessons, click on the link below:</p> <p>https://jamsinging.wordpress.com/music-time-with-mr-h</p>	



Topic Home Learning Grid – Reception

Week Commencing: 8.2.21 and 22.2.21 (Two Week Cycle)

Chinese New Year, Shrove Tuesday & Valentine's Day – The Disgusting Sandwich



Wednesday 24th February

EAD/L

Draw or create a disgusting sandwich of your own. What kinds of fillings would you put on it? Can you label the disgusting ingredients?




Thursday 25th February: CLL/EAD/PD

Listen to the story of 'The Lighthouse Keeper's Lunch' by Ronda and David Armitage.

<https://www.youtube.com/watch?v=46wCRq5OWwg>

This time, create a yummy sandwich with your favourite fillings. Can you make the sandwich yourself? What stages do you have to go through to make your sandwich? You could record in written or picture form. Or you could just take a photograph!



Friday 26th February: UW/EAD/L

Investigate where the food you eat comes from. You could start with the ingredients you used in your sandwich. How could you record this? You could make a short video talking about where bread comes from or how it is made, where cheese comes from, where eggs come from etc. Alternatively, you could take photos and add text, create a piece of artwork maybe of a cow and a bottle of milk. It is completely up to you!

