
















Topic Home Learning Grid – Year 2



Week Commencing: 8.2.21 and 22.2.21 (Two Week Cycle)

<p>Reading</p> <p>Log on to Purple Mash and read Nikki's New Shoes.</p> <p>Complete the activities that accompany each chapter. Feel free to complete other activities linked to each chapter if you have the time...</p> 	<p>Times Tables Rock Stars</p> <p>In class we have been learning the 2 times table and the 10 times table. This term, we would have started to learn our 5 times table.</p>  <p>TT Rockstars tracks your progress and moves you on to a new times table when you are ready. Can you become a Rock Hero?</p>	<p>Spelling Frame</p> <p>Practise the spelling rule you are learning through Spelling Frame. This will be your Friday task.</p>  <p>When you are on the website, choose two of the fantastic games to play.</p>	
<p>Friday 12th February Science - Materials</p> <p>Lesson 1 - Take part in the following Science lesson:</p>  <p>https://classroom.thenational.academy/lessons/which-material-is-the-stretchiest-c9jp8e</p> <p>For the task, you will be testing the elasticity of items in your home. The example suggests a piece of paper, a bag, an item of clothing and an elastic band, but you may want to test other items. Draw them on the measuring line below.</p>	<p>Thursday 25th February Science – Materials</p> <p>Lesson 2 - Take part in the following Science lesson:</p>  <p>https://classroom.thenational.academy/lessons/which-materials-are-absorbent-c5j6ar</p> <p>For the task, you will be testing the absorbency of items in your home. Below are a set of instructions to follow. Fill in the table with your observations and results.</p>	<p>Thursday 11th February Geography – Hot and Cold Places</p>  <p>First, we are going to learn about the cold places in the world.</p> <p>Where better to start than Antarctica! Watch the videos on this website to learn more: https://www.bbc.co.uk/bitesize/topics/zyhp34/articles/zig46v4</p> <p>First, label the physical and human features of Antarctica. Then, cut them out and sort them into physical and human features. Finally, write three ways in which Antarctica is different to the UK.</p>	<p>Friday 26th February History - Famous Explorers</p>  <p>As you have learnt, life was very different when Christopher Columbus was alive.</p> <p>Watch the video to find out a little more about his life: https://www.youtube.com/watch?v=Qt71IKuYMBY</p> <p>Read either the purple (bronze) or the blue (silver/gold) text below. Then create a poster about Columbus' life. You may want to use the template below or create your own!</p>
<p>Tuesday 9th February PE – choose one task</p> <p>Task 1 - Take part in Joe Wick's exercise class. Choose one of the 'PE with Joe' videos: https://www.youtube.com/playlist?list=PLyCLOPd4VxBuS4UeyHMccVAjPwANbGomt</p> <p>Task 2 - Take part in a Cosmic Yoga session. Choose one of the following videos: https://www.youtube.com/c/CosmicKidsYoga/videos</p> 	<p>Wednesday 10th February PSHE – Communities</p> <p>Draw all the members of your family. Once drawn, write down all the positive and lovely things that each member of your family does for everyone else in your family. Don't forget to colour your picture and share your work with your family.</p> 	<p>Monday 8th February Art – Clarice Cliff</p>  <p>You may remember that Clarice Cliff became well-known for three of her patterns. One was the Bizarre pattern. On the pot below, practise recreating the Bizarre pattern. Look closely at the shapes and colours.</p>	
<p>Tuesday 23rd February Music - choose one task</p> <p>Task 1 - Explore some of the exciting music games on Mr Hall's website: https://jamsinging.wordpress.com/</p> <p>Task 2 - Follow the link and click on one of the 'Music Time' videos to watch one of Mr Hall's music lessons: https://www.youtube.com/channel/UCodMAOaHOjZzcEcBesCgyJA</p> 	<p>Monday 22nd February RE – Islam</p> <p>The Prophet Muhammed had a similar role for Muslims as Jesus had for Christians.</p> <p>Watch the following video to listen to two stories about Muhammed: The Islamic Story of The Prophet and the Ants and The Crying Camel</p> <p>Draw a picture of your favourite animal or your pet. Around the edge, explain how to look after it and why it is important to do this.</p> 	<p>Wednesday 24th February Computing</p> <p>Look at the statements on the sheet below. Sort them into two piles: information you can share online and information you can't share online. Discuss or write your reasons. Afterwards, go onto Purple Mash and either have a go at the 2Dos set by Mr Mellor or search and find something you would enjoy completing.</p> 	



Friday 12th February - Science

Elasticity

4 items to **measure** and **compare**

least stretchy



stretchiest





Thursday 25th February - Science

1. Ask your parent or carer if you can use water to test absorbency.
2. Make sure you are in a space which you don't mind getting wet!
3. Make sure any valuable items are far away.
4. Pour a very small amount of water onto the object. Does the material take in/absorb the water?



Topic Home Learning Grid – Year 2



Week Commencing: 8.2.21 and 22.2.21 (Two Week Cycle)

Thursday 25th February – Science (continued)

	Cloth or sponge	Plastic bag or plastic cup	Foil	Cardboard or paper	Cotton wool
Absorbent?					
Observations					



Topic Home Learning Grid - Year 2



Week Commencing: 8.2.21 and 22.2.21 (Two Week Cycle)

Thursday 11th February - Geography



South Pole

Mount Erebus



South Pole

Gentoo penguins

Coast

Iceberg

Research station

Volcano

Cruise ship

Icebreaker ship

Underground garage

Wildlife



Topic Home Learning Grid - Year 2



Week Commencing: 8.2.21 and 22.2.21 (Two Week Cycle)

Thursday 11th February - Geography (continued)

Human Features

Physical Features

Friday 26th February - History

Christopher Columbus


When was he born?

Where was he born?

What did he want to be?

What was he trying to find?

What did he
do in 1492?



Friday 26th February – History (continued)

Christopher Columbus

Christopher Columbus was born in Italy. He lived hundreds of years ago. He was born in 1451 and he died in 1506.



Columbus wanted to be an explorer. He wanted to find a faster way to travel to Asia so he could become rich and famous.

The king and queen of Spain gave him money so he could sail west from Europe to Asia.

Columbus took three ships and ninety sailors and set off on an adventure in 1492.



What he discovered on his journey made him one of the most famous explorers in the world.

Christopher Columbus

Christopher Columbus was born in Genoa in Italy. He lived hundreds of years ago. He was born in 1451 and he died in 1506. His family was not rich so Columbus could not afford to go to school.



Columbus became a sailor when he was 14. He decided he wanted to explore the seas. He taught himself mathematics, geography and astronomy. He became a very good map maker. He believed he could sail to Asia if he sailed west from Europe instead of travelling east.

Columbus asked lots of rich people, including kings and queens, to give him money so he could sail. Most people thought his idea wouldn't work and they laughed at him, but eventually King Ferdinand and Queen Isabella of Spain gave him the money he needed. They wanted him to bring back riches for Spain.



Columbus took three ships and ninety sailors and set off on an adventure in 1492. What he discovered on his journey made him one of the most famous explorers in the world.

Monday 8th February - Art



All of these pieces of pottery contain Clarice Cliff's Bizarre pattern. Have a think about the following questions before you recreate her pattern:

- What shapes do you notice?
- What colours are used?
- Are the colours broken up with a line?

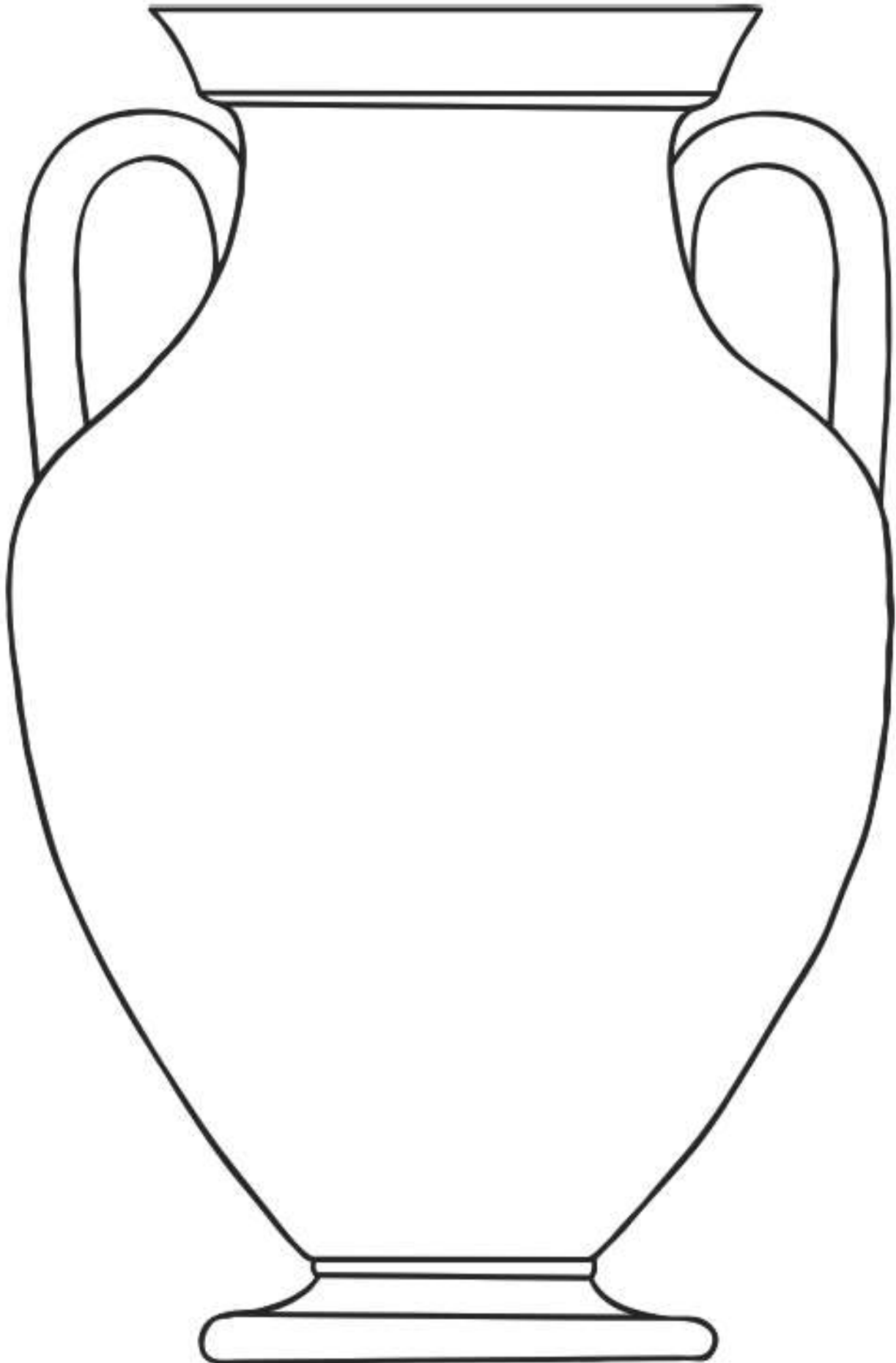


Topic Home Learning Grid – Year 2

Week Commencing: 8.2.21 and 22.2.21 (Two Week Cycle)



Monday 8th February – Art (continued)





Wednesday 24th February – Computing

 <p>Today's school lunch menu</p>	 <p>My passwords</p>
 <p>My after school activities</p>	 <p>My school</p>
 <p>Programmes I watch on TV</p>	 <p>My phone number</p>
 <p>Where I live</p>	 <p>My photos</p>
 <p>What videos I watch online</p>	 <p>My birthday</p>
 <p>The latest dance craze</p>	 <p>Where I walk my pet dog</p>