



Book Week 2021

Year Group: 3




Day	9:00-9:30	9:30-9:50	9:50- 10:50		11:00-12:00		1:00-2:00	2:00- 2:45	2:45-3:00
Mon	<p>Purple Mash/TTRS</p> <p>Read chapter 1 and complete the quiz</p> <p>Play TTRS for ten minutes.</p>	<p>Morning Zoom Call: Guess the Book Game</p> <p>Your teacher will give you some clues or props. Can you guess the book?</p>	<p>Book Tasting of your gifted book- see English PowerPoint (Day 1)</p>	B	<p>Maths- see additional grid for links and resources.</p>	L	<p>Under Sea Experience</p> <p>Use the following link to watch an underwater experience of the Great Barrier Reef:</p> <p>https://www.youtube.com/watch?v=J2BKd5e15Jc</p>	<p><u>Follow Up Tasks</u></p> <p>Choose <u>one</u> of the tasks below:</p> <ol style="list-style-type: none"> 1. Research one of the underwater creatures that you saw in the video. Create a poster, fact file or non-chronological report to show what you have found. 2. Pause the video on your favourite image. Create a drawing, painting or collage of this image. 	<p>Drop Everything and Read</p> <p>Snuggle up with a good book.</p>
Tues	<p>Purple Mash/TTRS</p> <p>Read chapter 2 and complete the quiz.</p> <p>Play TTRS for ten minutes.</p>	<p>Morning Zoom Call: Introduction of whole school text: Flotsam by David Wiesner</p> <p>https://www.youtube.com/watch?v=3MTKWnxzqzM&safe=true</p>	<p>Comprehension of the whole school text 'Flotsam' - see English PowerPoint (Day 2)</p>	R	<p>Maths- see additional grid for links and resources</p>	U	<p>Book Quiz</p> <p>Open the Book Quiz link and see how many questions you can answer correctly. Why not encourage other family members to play along and see if you can beat their score. Good Luck!</p> <p>(The Book Quiz PowerPoint can be found on the home learning page. You can use the answer sheet below to record your answers.)</p>		<p>Drop Everything and Read</p> <p>Snuggle up with a good book.</p>
Wed	<p>Purple Mash/TTRS</p> <p>Read chapter 3 and complete the quiz.</p> <p>Play TTRS for ten minutes.</p>	<p>Morning Zoom Call: Bring your favourite book along to show the rest of the class.</p>	<p>Writing golden lines- see English PowerPoint (Day 3)</p>	E	<p>Maths- see additional grid for links and resources.</p>	N	<p>PE</p> <p>Choose from:</p> <p>Children's HIIT Session https://www.youtube.com/watch?v=lclAg9m7XQc</p> <p>Disney Dances https://www.youtube.com/watch?v=CxgD9P-lMjE</p> <p>Harry Potter Yoga https://www.youtube.com/watch?v=RBS87N1V5I&list=PLB5oGhhBF7ogLEuW6-b9toV5oCgY0FAAB&index=6</p>	<p>Music</p> <p>Click on the link and scroll down to the Week 3 video. Watch and complete the lesson.</p> <p>https://jamsinging.wordpress.com/y3-musical-activities/</p>	<p>Drop Everything and Read</p> <p>Snuggle up with a good book.</p>

Thurs	Purple Mash/TTRS Read chapter 4 and complete the quiz. Play TTRS for ten minutes.	Morning Zoom Call: Teacher Swapsies. Pjamas only allowed, grab yourself a hot drink and a piece of toast/biscuit. Which teacher has swapped places with your usual class teacher and will be reading you a story? Log on to your normal Zoom call to find out.	English Story Planning - See English PowerPoint (Day 4)	A	Maths- see additional grid for links and resources.	C	Reading Menu Pick <u>two</u> activities to complete from the reading menu below. There are templates, recipe links and examples to help you in the resources below.		Drop Everything and Read Snuggle up with a good book.
Fri	Purple Mash/TTRS Read chapter 5 and complete the quiz. Play TTRS for ten minutes.	Morning Zoom Call: Share photographs of children's Book Cover Challenge photographs' Certificates awarded also.	Maths- see additional grid for links and resources.	K	Creative writing competition (See English PowerPoint)	H	Creative writing competition (See English PowerPoint)	Creative writing competition (See English PowerPoint)	Drop Everything and Read Snuggle up with a good book.

Whole School 'Book Cover' Challenge (Optional Activity)

We are challenging you to recreate a book cover of your choice. Get creative by using props, dressing up clothes and even your pets to recreate the front cover of a book. Send your entries into your class home learning email by Thursday 3rd March at 3pm to be in with a chance of winning a prize! Please send in two photos: one of the original front cover of the book and one of your recreation. We can't wait to see what creative ideas you come up with!



Book Day Menu (Thursday)

Create a book review or poster to encourage other people to read a book of your choice. Use either the silver or gold book review template below to support you.

My Book Review		
Name:	_____	
Title of book:	_____	
Author:	_____	
My thoughts about the book:	_____ _____ _____ _____	
It was:		
<input type="checkbox"/> 😄	<input type="checkbox"/> 😊	<input type="checkbox"/> 😞
Excellent	OK	Bring

Create a bookmark with a design of your favourite book. Colour it in and when we return to school, bring it in and we will laminate it for you.




Create a story inspired sweet treat. Get in the kitchen and create your very own Gruffalo crumble, Bruce Bogtrotter chocolate cake or go all out and create a Mad Hatter's Tea Party.



You will find some great storybook recipes at the link below:

<https://www.deliciousmagazine.co.uk/storybooks-and-food-15-recipes-to-match-fictional-treats-weve-always-wanted-to-eat/>


Research your favourite author and create a quiz all about their life and books. Send the quiz to your class teacher and see how they score.



Go on a 'Bear Hunt' in your local area. Remind yourself of the story before you go by watching the following video.

<https://www.youtube.com/watch?v=OgyI6ykDwd5>

On your walk, go through the mud, squelch, squelch! Or through the grass, swishy, swashy! Or through the forest, stumble trip, stumble trip!



Use the templates below to create some story character masks. Cut them into shape, then colour, collage or paint them. You could ask your family members to act out the story with you or put on a one-person show and play all of the parts. You could quickly change your mask as each different character talks.





Hillside Book Quiz 2021



Year 3 Answer Sheet

Q.	Answer	Points
1.		
2.		
3.		
4.		
5.		
6.		
7.		
8.		
9.		
10.		
11.		
12.		
13.		
14.		

15.		
16.	A)	B) Bonus Point:
17.		
18.		
19.		
20.		
21		
22		
23		
24		
25		
26		
27		
28		
28		
30		

Year 3 Book Review GOLD

Title: _____

Author: _____

Illustrator: _____

(Circle)


Fiction

Non- Fiction

My rating (colour in how many stars you would give it):



Describe the characters:



The Setting:



My favourite part:




The story plot and resolution...



This book is like another book (describe the similarities....)



This book is suitable for..... because...



Year 3 Book Review SILVER

Title: _____

Author: _____


Illustrator: _____

(Circle)

Fiction

Non- Fiction

My rating (colour in how many stars you would give it):



Describe what happens in the story and how it is resolved...



My favourite part of the story is... (remember to include why)



This book is suitable for.....

because



Draw a picture of your favourite character.

Use five adjectives to describe them.

