






Topic Home Learning Grid - Year 1



Week Commencing: 8.02.21 and 22.2.21 (Two Week Cycle)

<p>Reading</p> <p>Class One And The Winter Walk</p>  <p>Read your school books at home and practise re-reading them with pace and fluency. If you choose, you can also log on to Purple Mash and continue to read 'Class One and the Winter Walk'. There are activities that accompany each chapter too.</p>	<p>Spelling Frame</p> <p>Practise the spelling rule you are learning through Spelling Frame. This will be your Friday task. When you are on the website, choose at least two of the fantastic games to play.</p> 	<p><u>Our topic for the Spring Term</u></p> <p>Our topic this term is 'Animals' so many of your learning tasks will be linked to animals in lots of different ways! Our seasonal change topic is ongoing for Science throughout the year and the new focus is animals including humans. We hope you enjoy our new topic this term!</p>	
<p>Monday 8th February</p> <p>Science - Which animal families are invertebrates?</p> <p>Take part in the lesson linked below. Complete the activities as you progress - remember your pencil, paper and brain!</p> <p>https://classroom.thenational.academy/lessons/which-animal-families-are-invertebrates-cgk1r</p> <p>When you have completed the lesson, create one of the animals you have learned about! You could use pipe cleaners to create a spider, use paint to create a ladybird with spots or make a jellyfish using jelly! Be as creative as you like!</p>	<p>Monday 22nd February</p> <p>Science - Which animal families are vertebrates?</p> <p>Work your way through the lesson, taking part in the range of activities. Make sure you think carefully when guessing the animal as part of the warm up!</p> <p>https://classroom.thenational.academy/lessons/which-animal-families-are-vertebrates-cw68c</p> <p>When you have completed the lesson, choose your favourite vertebrate. Create a picture using pens, pencils, collage, paint - whatever you like! Add labels to your creature too.</p>	<p>Wednesday 10th February</p> <p>Geography - What are human and physical features?</p> <p>Use BBC Bitesize to find out more about human and physical features of the UK!</p> <p>https://www.bbc.co.uk/bitesize/topics/zqj3n9q/articles/zr8q7nb</p> <p>When you have completed the lesson, think about where you live in relation to school: what are the human and physical features you may see? Draw a map showing your house and school - remember to add a key for the different parts you add!</p>	<p>Wednesday 24th February</p> <p>History/Science</p> <p>Many different animals migrate. This means that they move from place to place and over time, have adapted to live in different places. Use the following website to find out about the migration of different animals.</p> <p>https://www.ducksters.com/animals/animal_migrations.php</p> <p>Choose your favourite animal that migrates. Create a short video clip explaining where animals migrate to and why (you might want to use props or maps to help!) or design a poster showing an animal that migrates with information about your animal.</p>
<p>Tuesday 9th February / Tuesday 23rd February</p> <p>PE - choose one task</p> <p>Task 1 - Take part in Joe Wick's exercise class. Choose one of the 'PE with Joe' videos:</p> <p>https://www.youtube.com/playlist?list=PLyCl0PdL_VxBuSl_UeyHMccVAjpwANbGomt</p> <p>Task 2 - Take part in a Cosmic Yoga session. Choose one of the following videos: https://www.youtube.com/c/CosmicKidsYoga/videos</p>	<p>Thursday 11th February</p> <p>PSHE - What do humans need to do stay healthy?</p> <p>Watch the video all about how to stay healthy. Take three photos of you taking part in something healthy (eating a healthy meal, going for a walk or ride, washing your hands...) and then write a sentence (or create a short powerpoint if you're feeling adventurous!) about healthy activities. https://www.bbc.co.uk/bitesize/topics/z9jycdm/articles/zxwkd2p</p>	<p>Friday 12th February</p> <p>RE - Shrove Tuesday</p> <p>Use the National Geographic site to find out about the Christian festival of Shrove Tuesday. Create a perfect pancake recipe with your family: write down the recipe and instructions, cook the pancakes and enjoy them together! You might even want to take part in a pancake race!</p> <p>https://www.natgeokids.com/uk/discover/geography/general-geography/shrove-tuesday-facts</p> <p>https://www.natgeokids.com/uk/discover/geography/general-geography/shrove-tuesday-facts/</p>	
<p>Tuesday 9th February / Tuesday 23rd February</p> <p>Music - choose one task</p> <p>Task 1 - Explore some of the exciting music games on Mr Hall's website:</p> <p>https://jamsinging.wordpress.com/</p> <p>Task 2 - Follow the link and click on one of the 'Music Time' videos to watch one of Mr Hall's music lessons:</p> <p>https://www.youtube.com/channel/UCodMAOaHQjZzcEcBesGgyIA</p>	<p>Thursday 25th February</p> <p>Computing - Coding</p> <p>Go on to Purple Mash and in your To-Do's, you will find a 'Fun with Fish' coding challenge to complete. You will need to watch the mini-clips to learn how to make the fish move in different ways then you can create your own underwater scene! Good luck!</p> 	<p>Friday 26th February</p> <p>Art - Henri Rousseau</p> <p>Henri Rousseau created paintings of animals and places that he had never been to. Talk about the picture attached and then recreate it! You may wish to paint a watercolour or pale background. Then create your animal (make sure it is quite big for the mid-ground! Finally, add a foreground to hide your animals amongst the leaves. Feel free to do a different jungle animal or add a few to make it unique!</p>	



Topic Home Learning Grid - Year 1

Week Commencing: 8.02.21 and 22.2.21 (Two Week Cycle)



Henri Rousseau Artwork for Art task (Friday 26th February) Tiger in a Tropical Storm 1891

