

*Merri*

*Hillside Book*

*Café*

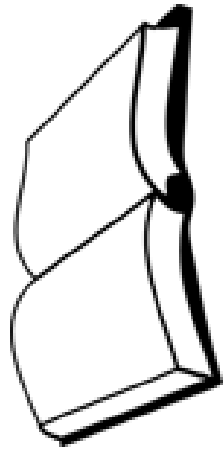


*5 course taster special!*

Name: \_\_\_\_\_

Book: \_\_\_\_\_

Author: see \_\_\_\_\_



*Book Tasting Menu*

*Course 1 – First Impressions*

*Look at and feel the book*

*What do you notice first about the book?* \_\_\_\_\_  
\_\_\_\_\_  
\_\_\_\_\_

*What do you think of the book title?* \_\_\_\_\_  
\_\_\_\_\_  
\_\_\_\_\_

*What do you think of the size and shape of the book?* \_\_\_\_\_  
\_\_\_\_\_  
\_\_\_\_\_

*Other comments:* \_\_\_\_\_  
\_\_\_\_\_  
\_\_\_\_\_

*Book Tasting Menu*

*Course 2 – The Book Cover*

*Take a close look at the cover, both front and back.*

*What do you like about the book cover?* \_\_\_\_\_  
\_\_\_\_\_  
\_\_\_\_\_

*What do you not like about the cover?* \_\_\_\_\_  
\_\_\_\_\_  
\_\_\_\_\_

*Does this book look an interesting read?*

No  Maybe  Definitely!

*Why?* \_\_\_\_\_  
\_\_\_\_\_  
\_\_\_\_\_

*Book Tasting Menu*

Course 3 – The Blurbs

Read the blurb on the back of the book.

What do you think of the blurb? \_\_\_\_\_

\_\_\_\_\_  
\_\_\_\_\_  
\_\_\_\_\_

What clues does it give you about the story? \_\_\_\_\_

\_\_\_\_\_  
\_\_\_\_\_  
\_\_\_\_\_

Does the blurb make you want to read the book?

No  Maybe  Definitely!

Why? \_\_\_\_\_

\_\_\_\_\_  
\_\_\_\_\_  
\_\_\_\_\_

*Book Tasting Menu*

Course 4 – The Inside

Have a flick through the book.

How does the book look to read? \_\_\_\_\_

\_\_\_\_\_  
\_\_\_\_\_  
\_\_\_\_\_

What appeals most to you about the book? \_\_\_\_\_

\_\_\_\_\_  
\_\_\_\_\_  
\_\_\_\_\_

Are you ready to get to know the book further?

No  Maybe  Definitely!

Why? \_\_\_\_\_

\_\_\_\_\_  
\_\_\_\_\_  
\_\_\_\_\_

*Book Tasting Menu*

Course 5 – The First Chapter

Read or skane read the first chapter of the book.

What do you like about the story so far? \_\_\_\_\_

\_\_\_\_\_  
\_\_\_\_\_  
\_\_\_\_\_

What are you looking forward to in the next chapter? \_\_\_\_\_

\_\_\_\_\_  
\_\_\_\_\_  
\_\_\_\_\_

Are you looking forward to reading the next chapter?

No  Maybe  Definitely!

Why? \_\_\_\_\_

\_\_\_\_\_  
\_\_\_\_\_  
\_\_\_\_\_

Resource sheet 2

After watching 'Flotsam', answer these questions. You may need to watch it more than once.

1. Where is the setting and who is the main character?

---

---

---

2. Which object is the whole story based around?

---

3. What is unusual/surprising in the story?

---

---

---

---

4. Why are there other children in the photos? Where are they from?

---

---

---

5. What would you do with the camera if you found it?

---

---

---

---

## Resource sheet 3


### About Flotsam.

'Flotsam' - the wreckage of a ship or its cargo found floating on or washed up by the sea

Now you have looked at the story - here is a summary to ensure you have understood it fully.



### The Story

The book has no words, but is told through pictures. A boy is at the beach and finds an old camera. He takes the film to get it developed, and sees photos of fantastic undersea cities and inventions. The final section of the book consists of a girl, who is holding a photo of a child, who is holding a photo of a child, who is holding a photo of a child, and so on. The boy figures out that he is one in a long line of photographers who have found this camera. He takes a picture of himself holding this photo and tosses the camera back into the ocean; it is carried across the ocean by a variety of fish and sea life, until it again washes ashore and another child finds it.

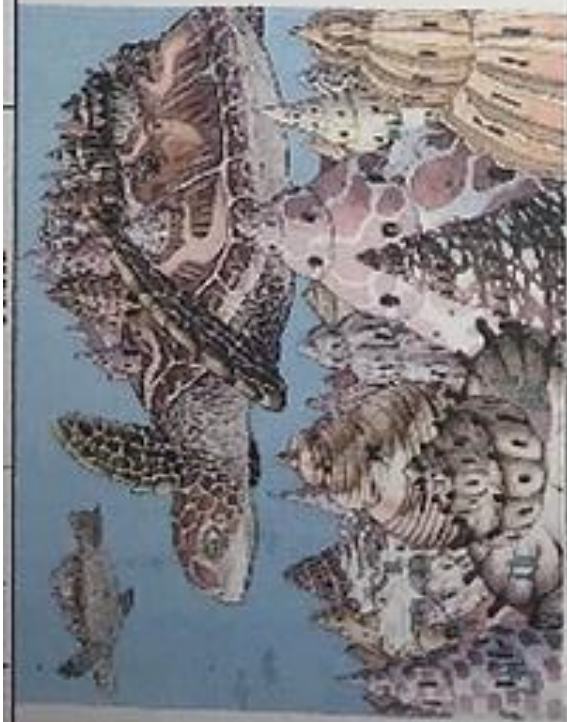


Resource sheet 4

Choose ONE of these images for today's work.







- Wonder
- I wonder how many turtles there are? ✓
  - I wonder where the turtles are going? ✓
  - I wonder what species of turtle that is? ✓
  - I wonder who put the cittle down there? ✓

Observe

- I can see a huge, majestic sea turtle with pointy, pinkish shells. ✓
- I can see colourfull, pointy shells. ✓
- I can see tiny people on the colossal, scaly turtles back. ✓
- I can see a church looking shell. ✓
- I can see turtles in the distance. ✓

Infer

- I think there are aliens living in there because there are little green things. ✓
- I think the 5 turtles are a family. ✓
- I think there was a spell gone wrong. ✓
- I think that the cittle is natural. ✓

LO: To plan an underwater adventure

## Planning Mountain

**Climax:** What happens during the adventure? What is exciting/amazing/scary/dangerous? How does the adventure build tension or excitement? This is the CLIMAX of the story - the best bit! It can be whatever you want it to be, but make it good!

**Build up:** HOW does the character get underwater? WHAT do they/you see, feel think as the adventure begins? WHERE does the adventure take them/you? What other character do

**Resolution:** What happens after the climax? How does the excitement end? How is a problem solved? What happens next?

**Opening:** WHO is the main character? WHEN is the story happening? WHY does the adventure start?

**Ending:** How does your adventure end? Does your character return to safety? Do they stay in the new world/underwater? Do they tell others of their adventure?



# Planning Mountain

**Climax:** What happens during the adventure? What is exciting/amazing/scary/dangerous? How does the adventure build tension or excitement? This is the CLIMAX of the story - the best bit! It can be whatever you want it to be, but make it good!

I realised I was at an octopuses birthday party. I was introduced to all the other creatures. There was lots of unusual foods. We played underwater games and I watched as the octopus open his presents. Everyone was having fun but then I heard someone shout that a shark was heading towards us. We had to escape! We all started to panic.

**Build up:** HOW does the character get underwater? WHAT do they/you see, feel think as the adventure begins? WHERE does the adventure take them/you? WHAT other characters do?

I tried to stand back up but slipped further underwater. I fell down deeper in the ocean but found that I could breathe! In front of me I could see \_\_\_\_\_? \_\_\_\_\_. All around me were \_\_\_\_\_? \_\_\_\_\_. Then something spoke to me.

**Opening:** WHO is the main character? WHEN is the story happening? WHY does the adventure start?

Example: I had just eaten my lunch. I was sitting on the beach building a sandcastle. In the corner of my eye, I saw a starfish waving at me and beckoning me to go into the sea. I went for a paddle to get a closer look and lost my balance in the waves.

**Resolution:** What happens after the climax? How does the excitement end? How is a problem solved? What happens next?

Some creatures swam away, some hid. I found a hiding place as the shark swam closer. He didn't find me. Once he had left I decided to \_\_\_\_\_.

**Ending:** How does your adventure end? Does your character return to safety? Do they stay in the new world/underwater? Do they tell others of their adventure?

I looked up and could see the sunlight shining down. I swam up, paddled out of the sea and found myself back on the beach in the same spot as I'd been before. Had it been a dream? Then I saw the starfish wave goodbye before he disappeared beneath the waves.

## Resource sheet 9

Remember you are entering your story into our Book Week writing competition! When judging the entries, I will be looking for:

- An exciting imagination for the setting and events within the story - are your ideas unique and sensational?
- A good storyline throughout the story which has a clear beginning, middle and ending - does the story flow well?
- Adjectives for description - can I imagine all the detail without seeing it?
- Ambitious choices of vocabulary to add more detail - we don't want any KS1 vocabulary in there, do we?
- A varied range of sentence openers/structures - sentences starting in different ways (look at ispace opener sheet), long descriptive sentences for detail, short sentences for excitement or tension, speech sentences.

Use the above points to help you to check that your story could be the winner!

Although spellings, punctuation and handwriting are also important, it is the **CONTENT** of your story and the **WAY** that it is written that will produce a winner!



ING words	
Dreaming	Seizing
Clutching	Shaking
Taking	Closing
Shouting	Hiding
Yelling	
Growling	
Creeping	
Leaping	
Worrying	
Yelling	
Whispering	
Entering	
Bursting	
Escaping	
Moving	
Skipping	
Grasping	
Shivering	
Screaming	
Grabbing	
Running	
walking	

Similes
As timid as
As quiet as
As scared as
As bright as
As quick as
As noisy as
As slowly as
As angry as
As calmly as
Like a monster
Like a mouse
Like as tree
Like a villain
Like a predator
Think.....
Experience
Animal
Nature

Prepositions
Between
Below
Through
On
By
Inside
To
During
In
Under
Above
About
After
At
Beside
On top of
Across
Undemeath
Off
Beneath
Before

Adverbs	
Readily	Neatly
Moodily	Amazingly
Honestly	Casually
Crazily	
Simply	
Heavily	
Funnily	
Foolishly	
Ominously	
Finally	
Calmly	
Softly	
Intelligently	
Shyly	
Easily	
Loudly	
Spitefully	
Cautiously	
Busily	
Gently	
Slowly	
Angrily	

Connectives
Since
Whereas
As
Finally
Next
Whenever
Although
Eventually
After
Before
But
So
Where
Before
Despite
Until
Suddenly
Later on
Therefore
Anyway
First

ED words
Exhausted
Puzzled
Excited
Surprised
Delighted
Dazed
Pleased
Petrified
Frightened
Astonished
Worried
Amazed
Scared
Horrified

# Setting Description Senses Word Mat

## Sights

ancient  
angular  
bright  
bustling  
cluttered  
crowded  
dazzling  
disappointing  
dusty  
empty  
enormous  
fashionable  
glistening  
gloomy  
grim  
hectic  
impressive  
luxurious  
miniscule  
misshapen  
rounded  
spotless  
unkempt  
wonderful

## Sounds

banging  
buzzing  
discordant  
gurgling  
grating  
howling  
loud  
low-level  
melodic  
muttering  
noisy  
quiet  
raucous  
ringing  
rustling  
scratching  
screeching  
scuffling  
silent  
tapping  
thumping  
tuneful  
wailing  
whispering

## Smells

clean  
clinical  
damp  
delicious  
disgusting  
dusty  
earthy  
exotic  
familiar  
floral  
fresh  
fruity  
homely  
mouth-watering  
perfumed  
pleasant  
pungent  
refreshing  
sickening  
smoky  
tangy  
tempting  
unfamiliar  
unusual

## Sensations

bumpy  
cool  
damp  
forceful  
freezing  
gentle  
hard  
itchy  
jagged  
loose  
pleasant  
rough  
slippery  
smooth  
soaking  
soft  
sticky  
stifling  
sweltering  
tickly  
tight  
uncomfortable  
unpleasant  
wobbly

## Feelings

amazed  
anxious  
ashamed  
calm  
confident  
curious  
disappointed  
eager  
excited  
exhilarated  
furious  
impressed  
lazy  
lonely  
miserable  
nauseated  
nervous  
overawed  
overjoyed  
proud  
reluctant  
serene  
terrified  
underwhelmed




# Alternative Verbs

said				looked				thought				went			
yelled	whispered	declared	mentioned	gazed	examined	viewed	observed	deliberated	reasoned	realised	pondered	ambled	hopped	flew	drove
exclaimed	answered	announced	replied	glanced	peeked	stared	watched	mused	contemplated	judged	discerned	trudged	hurried	crept	set off
claimed	commented	mumbled	suggested	inspected	studied	spied	noticed	considered	reflected	speculated	wondered	dashed	bounded	marched	sprinted
ran				walked				ate				slept			
dashed	flew	jogged	raced	ambled	sauntered	strode	strolled	devoured	gobbled	nibbled	gorged	dozed	snoozed	napped	dreamed
shot	sprinted	bolted	bounded	trekked	trudged	wandered	plodded	attacked	swallowed	munched	scoffed	slumbered	snored	relaxed	retired
galloped	hastened	hurried	darted	stumbled	crept	tramped	shuffled	snacked	wolfed	chewed	feasted	nodded off	turned in	dropped off	hibernated
touched				cried				scared				liked			
felt	brushed	caressed	embraced	howled	lamented	bawled	sobbed	surprised	frightened	spooked	horrified	admired	approved	adored	treasured
handled	rubbed	scratched	stroked	bewailed	blubbered	keened	mourned	terrified	petrified	worried	startled	fancied	marvelled	appreciated	respected
tapped	manipulated	nudged	impacted	snivelled	wailed	whimpered	wept	shocked	alarmed	disturbed	distressed	cherished	was fond of	desired	enjoyed

# Alternative Adjectives

small				big				bad				nice			
tiny	minute	miniature	pocket-sized	enormous	gigantic	mammoth	thundering	appalling	awful	gross	tiny	enjoyable	marvellous	lovely	delightful
microscopic	meagre	modest	insufficient	monumental	whopping	colossal	giant	dreadful	frightful	horrendous	hideous	great	wonderful	excellent	brilliant
slight	diminutive	petite	teensy	large	huge	sizeable	vast	nasty	terrible	unacceptable	shocking	pleasant	charming	pleasurable	swell
quiet				loud				fast				slow			
silent	peaceful	muted	soft	deafening	intense	raucous	resounding	speedy	rapid	brisk	nimble	gradual	moderate	reluctant	leisurely
hushed	muffled	mute	reserved	roaring	thundering	booming	crashing	swift	dashing	flashing	hurried	sluggish	crawling	dawdling	idle
noiseless	speechless	soundless	inaudible	ear-piercing	piercing	deep	boisterous	hypersonic	agile	quick	racing	plodding	slack	creeping	lagging
old				young				hard (not easy)				angry			
ancient	aged	decrepit	elderly	youthful	infant	juvenile	tender	puzzling	challenging	difficult	tricky	enraged	resentful	irate	wound up
mature	debilitated	getting on	seasoned	childish	budding	inexperienced	new	mind-boggling	complicated	complex	laborious	worked up	indignant	seething	furious
venerable	enfeebled	wasted	fossil	blooming	blossoming	fledgling	recent	problematic	arduous	troublesome	tough	touchy	grumpy	infuriated	bitter





A large white rectangular area in the center of the page, containing 20 horizontal black lines for writing.



