



Hillside Primary
School



YEAR 6 MYSTERY STORIES

ROAD'S END



**END RESULT: RETELL A MYSTERY STORY
BASED ON AN ANIMATION.**

**THE FOLLOWING SLIDES WILL SUPPORT
YOU IN WRITING A SHORT MYSTERY STORY.
THE STORY WILL BE BASED ON THE
ANIMATION YOU ARE ABOUT TO WATCH.**

**YOU WILL WRITE YOUR STORY IN THIRD
PERSON (HE/SHE).**



Hillside Primary School

SIT BACK, RELAX AND ENJOY...

*USE THE FOLLOWING LINK TO WATCH THE CLIP
'ROAD'S END.' IF THE LINK DOES NOT WORK,
TYPE INTO GOOGLE
'ROAD'S END BY BRI MEYER'*

<https://www.literacyshed.com/roads-end.html>

*YOU MAY WANT TO WATCH THE CLIP MORE
THAN ONCE TO ENSURE YOU HAVEN'T MISSED
ANYTHING.*



Hillside Primary
School



INITIAL THOUGHTS...

DISCUSS OR THINK ABOUT THE

FOLLOWING QUESTIONS

WHO IS THE
MYSTERIOUS MAN
IN THE GOGGLES
AND RED SCARF?

WHAT HAS HAPPENED TO
THE MYSTERIOUS MAN IN
GOGGLES TO MAKE HIM
COMMIT SUCH A CRIME?

HOW DOES THE
AUTHOR BUILD
TENSION?

WHAT DO YOU
THINK WILL
HAPPEN NEXT?



FEATURES OF THE TEXT TYPE...

USE SHORT SENTENCES TO ADD TENSION. E.G. SHE HEARD THE SHUFFLE OF FOOTSTEPS, THE SCRAPE OF METAL. SILENCE. A SHADOW LOOMED OVER HER. SHE DROPPED TO HER

Weather/ personification:

Bad weather can build tension or giving the weather human traits
E.g, thunder clapped, the trees whispered the clouds cried

USE OF SENSES
E.G. THE WORLD WAS COMPLETELY STILL. NOTHING MOVED, NOT A LEAF QUIVERED, BUT OVER THE SILENCE BROODED A GHOSTLY CALM AND THE WHISPER OF HIS SMOKING BREATH AS IT ROSE IN GASPS.

Using colour to build tension e.g. a dull glow, dark colours or the colour red may indicate danger

With speech, describe **who** said it, **how** they said it and **what** they are doing as they say it.

Said synonyms: hissed, breathed, gasped, snarled, retorted, snorted

**CHECK DOCUMENT 1 FOR
FEATURES OF THE TEXT**

TYPE



Hillside Primary
School



FEATURES OF THE TEXT

TYPE...

USE THE FOLLOWING KEY TO IDENTIFY THE FEATURES OF THE TEXT TYPE USING THE TEXT ROAD'S END. HIGHLIGHT OR COLOUR WHERE THE FEATURES APPEAR IN THE TEXT.

FEATURE

COLOUR


HAVE THEY USED PERSONIFICATION OF WEATHER?



Have they used short sentences for tension?



Have they used colour for tension?



Have they written in third person? (he/she/his/hers)



Have they described what the speaker is doing as he speaks?



Have they used a range of openers?



**HIGHLIGHT ALL THE
FEATURES OF MYSTERY**

STORIES IN DOCUMENT 2



GOLDEN LINES HUNT...

**READ THE TEXTS WIZARD'S WRATH (DOCUMENT 3)
AND ROAD'S END (DOCUMENT 2). BOTH TEXTS ARE
MYSTERY STORIES.**

**IDENTIFY ANY GOLDEN LINES OR VOCABULARY THAT
ARE PARTICULARLY EFFECTIVE AND WOULD WORK IN
THE RETELLING OF YOUR STORY 'ROAD'S END.'**

CREATE A MIND MAP OF IDEAS.



Hillside Primary School




PIERCING GREEN EYES

AS THE SUN ROSE IN THE NOW
AZURE SKY, A MISTY HAZE
BEGAN TO FORM UNDER THE
CANOPY OF SWAYING, RUGGED
TREES.

GOLDEN LINES




Hillside Primary
School



CHARACTER

DESCRIPTION...

**BRING YOUR MAIN CHARACTER TO LIFE. CONSIDER DESCRIPTIVE
VOCABULARY TO DESCRIBE THE WAY THEY LOOK AND THEIR
BEHAVIOUR,**




**BENEATH HIS
CHAOTIC,
SPIKED HAIR,
MIRRORED,
STEEL-
RIMMED
GOGGLES HID
HIS EYES.**

**CHECK DOCUMENT 4 FOR AN
IMAGE OF THE MAIN**

CHARACTER



Hillside Primary School




PLANNING

RE ARRANGE THE IMAGES IN THE CORRECT ORDER USING THE 'S' FRAME PLANNING GRID.

EACH IMAGE WILL SIGNIFY A CHANGE IN PARAGRAPH WHEN YOU COME TO WRITE YOUR STORY.

INCLUDE SOME BRIEF NOTES FOR EACH STAGE OF THE STORY.



CHECK DOCUMENT 5 FOR IMAGES FROM THE ANIMATION AND AN 'S' FRAME PLANNING SHEET.



Hillside Primary School



SUCCESS CRITERIA

READ THE DIFFERENT SUCCESS CRITERIA. DECIDE WHETHER SILVER, GOLD OR PLATINUM IS MOST SUITABLE FOR YOU.

Short Story Success Criteria (Gold)	
	Self
Have you used short sentences to build up tension?	
Have you developed the setting using personification?	
Have you used commas to make the meaning of the sentence clear?	
Have you used expanded noun phrases to provide detailed descriptions?	
Are your paragraphs well organised and move the plot forward?	
Have you used adverbials of time to make your writing flow better?	
Have you used adventurous vocabulary to describe the setting/characters?	
Have you developed the character and given extra information about his appearance, behaviour and feelings?	
Have you tried hard to use joined, cursive handwriting?	

**CHECK DOCUMENT 6 FOR
DIFFERENTIATED SUCCESS
CRITERIA.**



Hillside Primary School

NOW IT'S TIME TO WRITE...

USE MY MODELLED OPENING TO RETELL THE STORY OF ROAD'S END. YOU CAN EITHER USE MY EXAMPLE TO START YOUR OWN STORY OR WRITE YOUR OWN OPENING. REMEMBER TO USE THE SUCCESS CRITERIA TO GUIDE YOUR WRITING.

The wheel of the upturned vehicle groaned and squeaked as it slowly turned. The mournful sound echoed from the foot of the mountain and across the barren, desert plain. Debris from the crash was scattered far and wide. This was no place for survivors, yet here stood a mysterious man, dressed in a long, black coat. Beneath his chaotic, spiked hair, mirrored, steel rimmed goggles hid his eyes. His blood-red scarf covered his face and fluttered as if held by a stiff breeze – but in this arid place, as the full power of the sun beat down, there was no breeze.



Hillside Primary School

IS YOUR STORY COMPLETE?

ONCE YOU HAVE FINISHED YOUR WRITING, CHECK THROUGH CAREFULLY AND USE A DICTIONARY TO CHECK SPELLINGS (ONLINE DICTIONARIES CAN BE VERY USEFUL DURING THIS PROCESS). HAVE YOU ACHIEVED ALL OF YOUR SUCCESS CRITERIA?

LEAVE A SELF ASSESSMENT AND PUT YOUR WORK IN A SAFE PLACE, READY TO HAND BACK INTO ME ONCE WE RETURN TO SCHOOL.

I CAN'T WAIT TO READ YOUR FINISHED PIECES OF WRITING. WE WILL FIND THE TIME TO SHARE THEM WITH EACH OTHER.