



Hillside Primary School
Year One – Home Learning Grid 3





WAGOLL (What A Good One Looks Like)



Lions can't lift!

Lenny was a lion with a huge, orange mane. He had long, lean legs but his arms were rather skinny. He was very good at roaring loudly and scaring the other animals. But he was not very good at lifting heavy things – in fact he was rather weak and puny!

Every year in Africa, they held a Jungle Competition to see who was the strongest. This year when the day arrived, Lenny felt very sad.

The smelly, brown warthogs threw rocks high in to the air. The grey rhinos pushed over trees ferociously. The tall, muscly giraffes grabbed huge branches quickly. But Lenny could only stretch his arms and lift fistfuls of flowers gently above him! The other animals all laughed at him. Poor Lenny wandered slowly away...

Title Give your writing a title. Use an exclamation mark.
Paragraph One Tell me about your animal! Use adjectives to describe what he looks like and tell me what he cannot do.
Paragraph Two Tell me what competition they have and how your new character feels about it.
Paragraph Three Tell me what all of the animals do – how they can they do the one thing that your animal can't? You can choose as many or as few animals as you would like. Challenge: Use an adverb (ly word) to describe how they do it! gently, quickly, sadly, viciously, carefully...
Ending End this part of the story by telling me what your animal does and how he is feeling. Try to use an interesting word to describe how he moves (an adverb) and try not to use 'walked' – you can think of a much more interesting word (synonym)!
Punctuation and Sense Remember to use capitals for names and to start your sentences. Use commas between two adjectives. Use full stops to end your sentences and to show the reader where to pause, giving your writing meaning. Always read your work aloud to check it makes sense!

Bronze Character Description – written with an adult	Self
Have I changed the character and what he cannot do?	
Have I used simple (single) adjectives to describe what my character looks like?	
Have I given my writing a title?	
Have I used full stops to show the end of my sentences?	
Have I used finger spaces between words?	



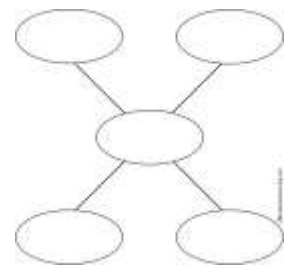
Hillside Primary School
Year One – Home Learning Grid 3

Silver Character Description – written with an adult to guide me	Self
Have I used adjectives to describe what my character looks like?	
Have I used an adverb to show how my character moved at the end?	
Have I given my writing a title?	
Have I used full stops to show the end of my sentences?	
Have I formed my letters correctly using lead-in and lead-outs?	
Have I re-read my work to check that it makes sense? (Edit with an adult)	

Gold Character Description – written mostly on my own	Self
Have I used two adjectives to describe what my character looks like with a comma in between?	
Have I used adverbs to describe how characters move in the story and at the end?	
Have I given my writing a title?	
Have I used full stops to show the end of my sentences?	
Have I formed my letters correctly using lead-in and lead-outs?	
Have I read my own work to check that it makes sense? (Edit independently)	

Help sheet

Before writing your character description, create a spider diagram with a picture of your new African animal in the middle and a few ideas around the outside. These could link to what the other animals can do that he cannot!



African Animals Word Mat



zebra



antelope




cow



giraffe



lizard



elephant



wildebeest



meerkat



ostrich



lion



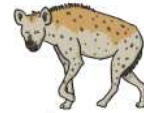
camel




cheetah



vulture



hyena



leopard



buffalo



hippopotamus



snake



rhinoceros

Jungle Senses

See

bright
animals
sunshine
mud
leaves
greenery
trees
tigers
blue sky



Hear

parrots squawking
water falling
tigers growling
ants crawling
snakes hissing
trees swaying
frogs calling



Smell

fragrant
cut grass
woody
pleasant
rotten
manure
pungent



Touch

scaled
soft
rough
silky
bumpy
wet
furry
bushy
prickly

