
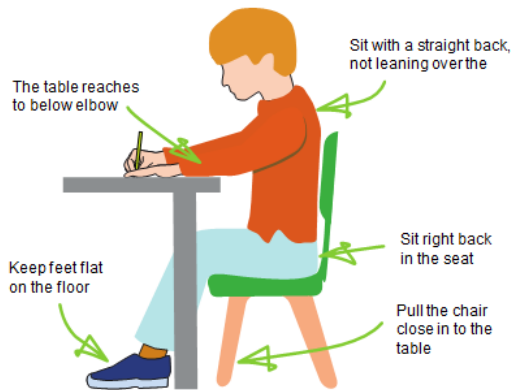


## Correct posture and pencil grip for handwriting

Pupils should be taught to sit correctly at a table, holding a pencil comfortably and correctly.

### SITTING POSITION

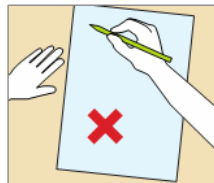
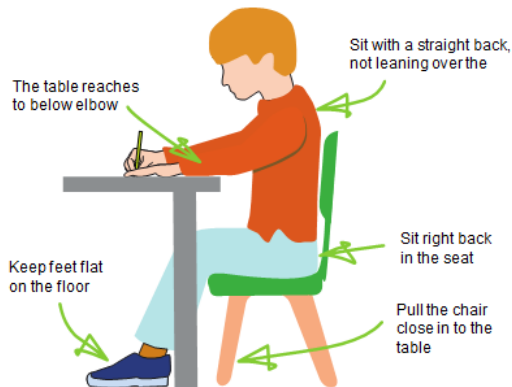


Paper position for right-handed children

## Correct posture and pencil grip for handwriting

Pupils should be taught to sit correctly at a table, holding a pencil comfortably and correctly.

### SITTING POSITION




Paper position for right-handed children

### LEFT-HANDED CHILDREN

Left-handed children may find it difficult to follow right-handed teachers as they demonstrate letter formation (and vice versa). Teachers should demonstrate to left-handers on an individual or group basis.



- Left-handed pupils should sit to the left of a right-handed child so that they are not competing for space.
- Pupils should position the paper/book to their left side and slanted, as shown.
- Pencils should not be held too close to the point as this can interrupt pupils' line of vision.
- Extra practice with left-to-right exercises may be necessary before pupils write left-to-right automatically.



Paper position for left-handed children